

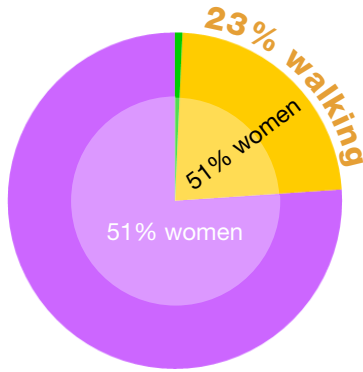


RHODE ISLAND BICYCLE COALITION

Leonard 2014 Bike Path Study

Dr Hillary Leonard of URI's Transportation Center conducted a study in May 2014 of bike path usage in Rhode Island. While the study surveyed users of the Woonasquatucket River Greenway, no counts were taken on that path and thus it is omitted here.

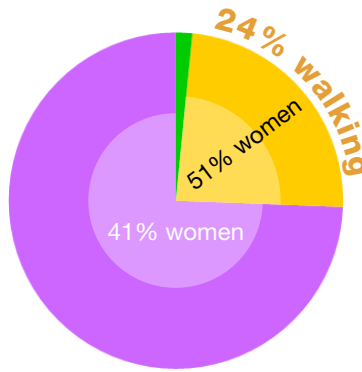
Blackstone



Daily users: 2,315
Daily bikes: 1,748
Spent per trip: \$9.88
Annual Economic Benefit: \$5.44 million

76% bikes

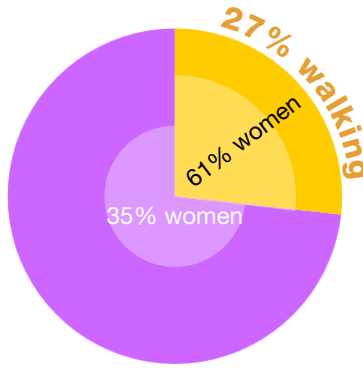
East Bay



Daily users: 2,292
Daily bikes: 1,705
Spent per trip: \$16.62
Annual Economic Benefit: \$13.9 million

74% bikes

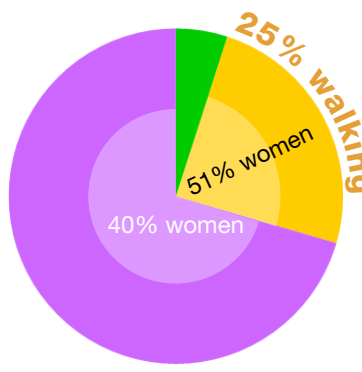
Quonset



Daily users: 272
Daily bikes: 200
Spent per trip: \$18.02
Annual Economic Benefit: \$1.79 million

73% bikes

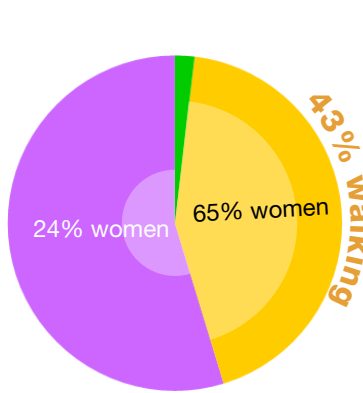
South County



Daily users: 541
Daily bikes: 383
Spent per trip: \$16.49
Annual Economic Benefit: \$3.26 million

71% bikes

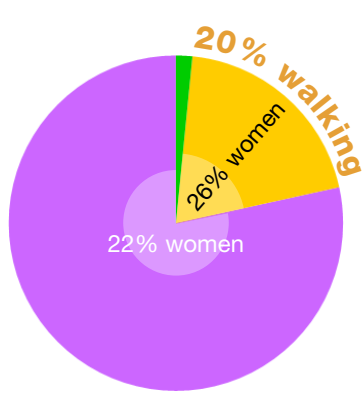
Ten Mile River



Daily users: 335
Daily bikes: 183
Spent per trip: \$3.07
Annual Economic Benefit: \$375 thousand

55% bikes

Washington Secondary



Daily users: 553
Daily bikes: 433
Spent per trip: \$10.96
Annual Economic Benefit: \$2.21 million

78% bikes